

# Kunden-Workshop 2016

## SNAG-View Einführung

Udo Stachowiak  
Sector Nord AG

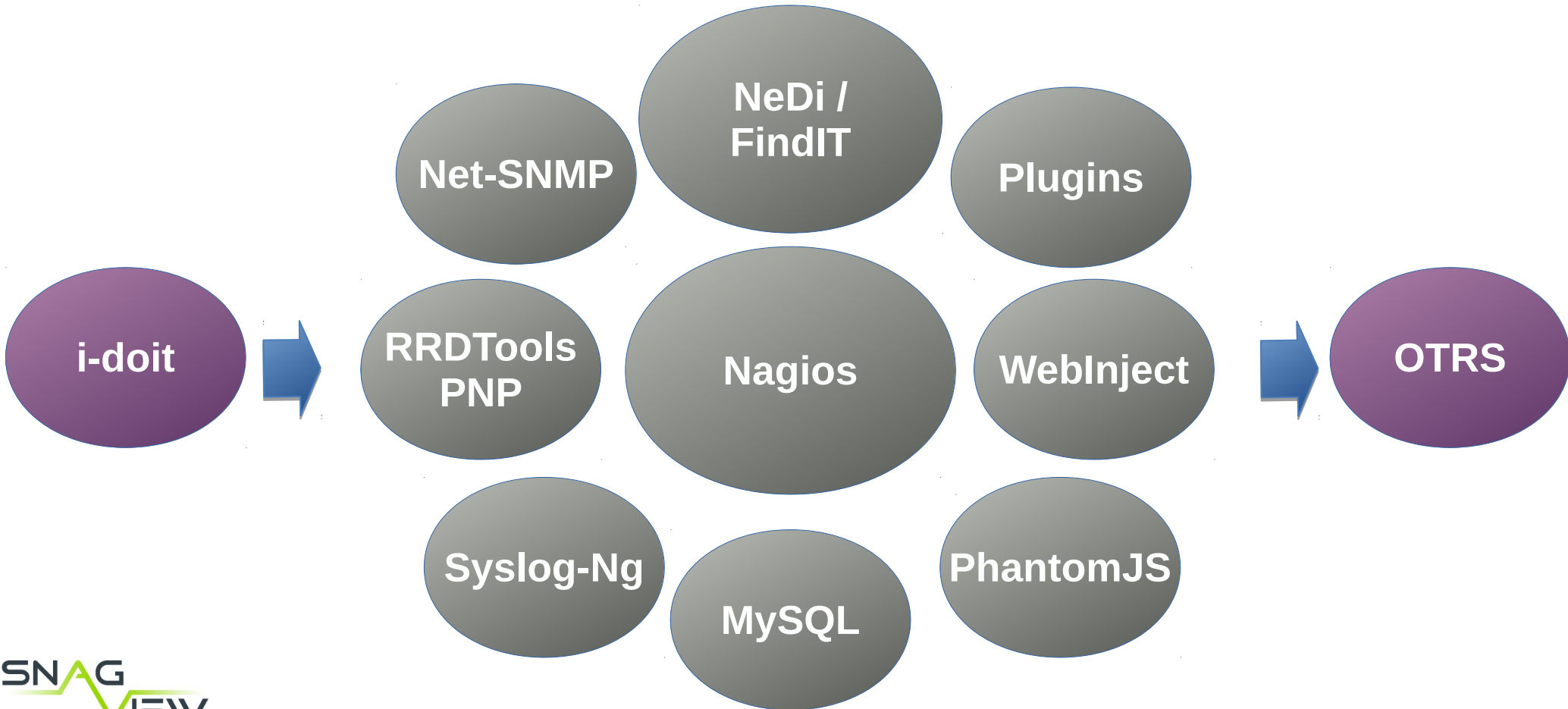
# Vorstellung

- Udo Stachowiak
- Teamleiter SystemMonitoring
- Dabei seit 2006
  - SNAG-View 1.5
  - SNAG-View 2
  - SNAG-View 3
- Integration
  - NeDi
  - SAP-Modul

# Agenda

- Einleitung
- Architektur
- Das Webinterface
- Besonderheiten
- Ausblick

# OSS-Komponenten



# SNAG-View 3 - Konzepte

Einheitliches  
Webinterface






Durchgängige  
Berechtig.

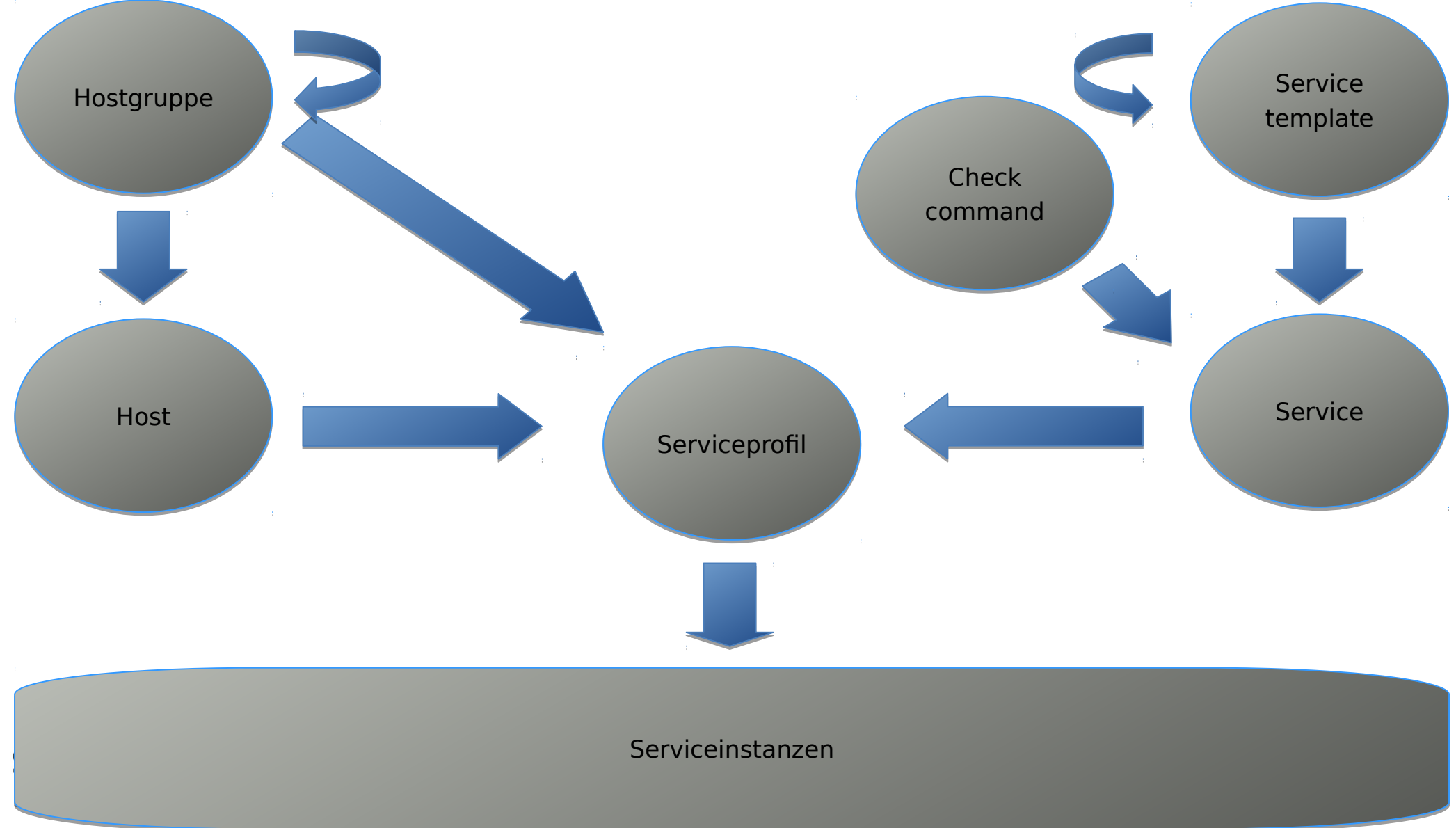
Daten-  
modell

Benach-  
richtigungen

Benutzerverw.  
Kontakte

Schnittstellen  
API





# Module

## Core

- Monitoring
- Performance Daten
- Benachrichtigungen

## Basis

- Maps
- Impact Analyzer
- NeDi

## Zusatz


- SNMP
- SAP
- Eventlog





Favoriten

Map: Firmennetzwerk



Hoster Websites

Servicegruppe: Hoster Websites **Critical**

Service Übersicht:

- Anzahl: 4
- Ok: 1
- Warning: 2
- Critical: 1
- Unknown: 0
- Pending: 0

JBOSS -BASIS



Obergeschoss

**Beim Start:**  Zuletzt geöffnete Ansichten  
 Bestimmte Ansichten

**Auswahl der Ansichten:**

Verfügbar	Zugewiesen
Servicegruppen	Dashboard
NeDi T...	Dashboard_Listen
Eingan...	Servicebrowser
Bronze	Hostgruppen
Serviceprobleme	Hosts
Obergeschoss	
test	

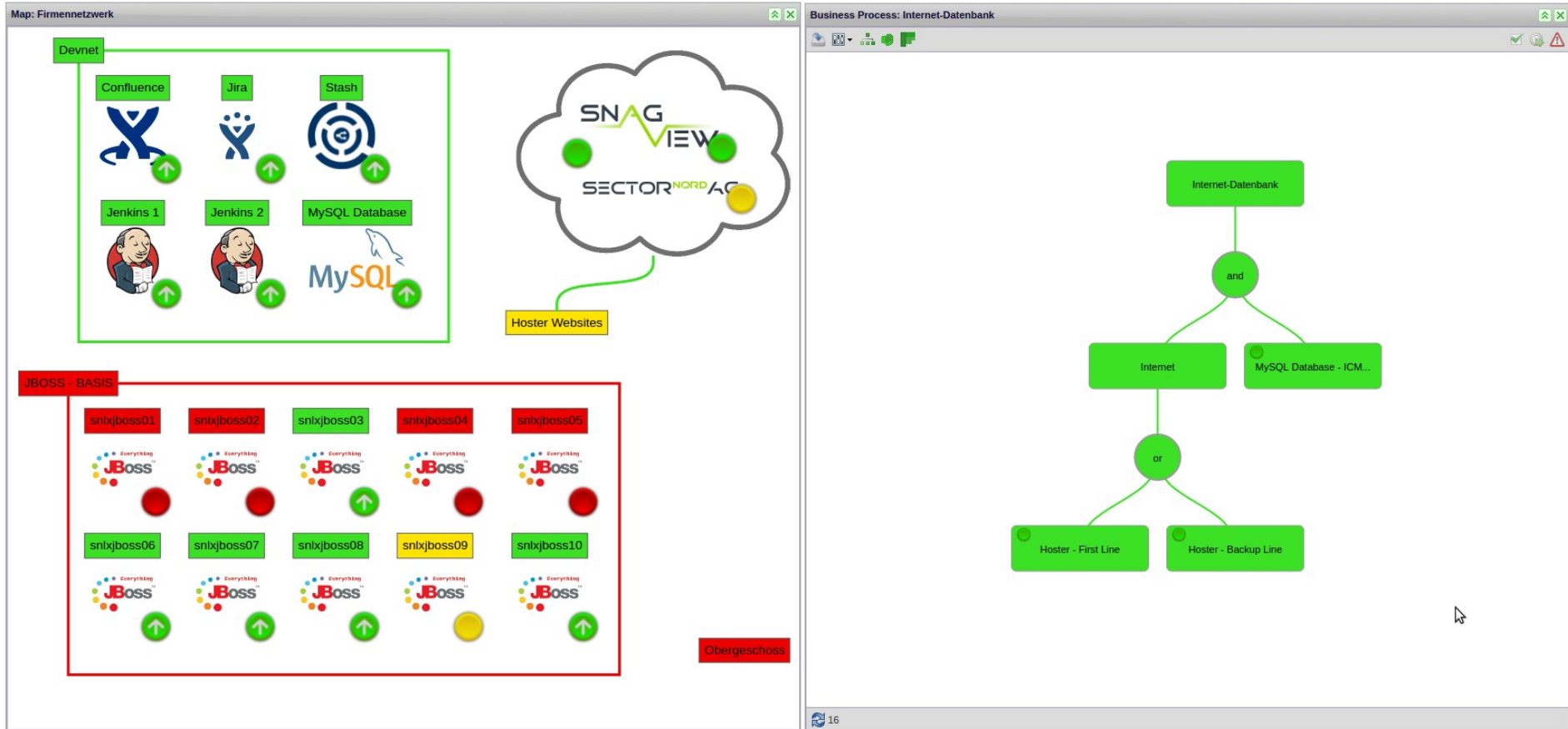
*Annotation: Ansicht »Servicegruppen«  
Diese Ansicht listet alle Servicegruppen auf.*

Verfügbare Widgets	Zugewiesene Widgets
Dynamic Map	Statusübersicht
Geschäftsprozess	Suche
Geschäftsprozess Übersicht	Füllelement
Host	Synchronisation
Hostgruppe	Serverzeit
Service	
Servicegruppe	
SNAG-View Hostname	
Sounds	

Name	Beschreibung
Dashboard erstellen	
Dashboard_Listen	
test	

*Annotation: Dashboard erstellen*

# Dashboards



# Dashboards

SAP\_DEMO

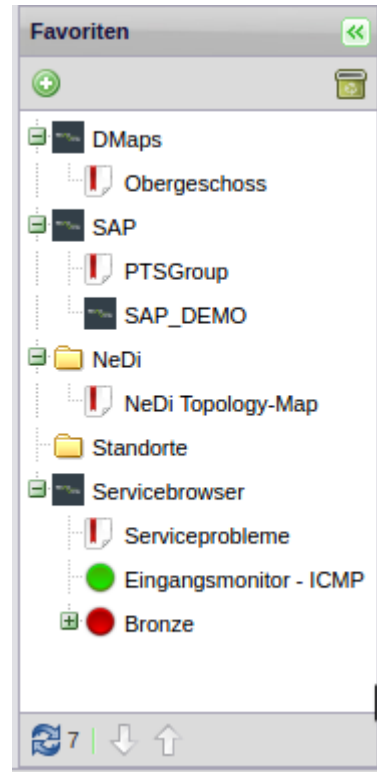
Sichten ▾ Benutzer ▾ Schnittstellen ▾ Datenbanken ▾ Administration ▾ Parameter ▾ Theme ▾

DEMO ● IBM\_DB2 ● MAX\_DB ● MSSQL ● PTSGROUP ●

Hostname	SAP	Online	Verbuchung	Workprozesse	User	Kurzdumps	Syslog	Jobs	Zeit
HPCHBPS03	D80	✓	●	●		0	● 0 0	0	11:39
nrlsap34	E55	● ✓ Dev	●	●		0	● 0 0		11:39
HH2DEV	HHD	● Dev	●	●	0	0	● 0 0		11:40
HH3PROD	HHP	● Prod	●	● SPO	15	0	● 0 0	0	11:40
NRLSAP23	P55	● Prod	●	●	0	0	● 0 0		11:40
HPCHBSCM7	SC7	● ✓ Test	●	●		0	● 0 0	0	11:40

SAP-RFC Agent Version 3.0.0 (Build 010) Copyright © PTS Group AG

# Favoriten / Bookmarks



# Servicebrowser

Dashboard | Servicebrowser

Host: 41 (green), 0 (red), 0 (red), 0 (grey) | Service: 213 (green), 19 (yellow), 10 (red), 7 (orange), 0 (grey)

Hoststatus	Hostname	Bezeichnung	Status	Letzter Check	Dauer
Up	Binäreingang Fenster Erdgeschoss	Fenster 2 Büro 2	Warning	25.09.2016 10:...	8m 25s
		Fenster 2 Büro 4	Warning	25.09.2016 10:...	1m 22s
		Fenster Büro 1	Warning	25.09.2016 10:...	32s
Up	Binäreingang Fenster Obergeschoss	Fenster 2 Vorstand	Warning	25.09.2016 10:...	25s
		Fenster Büro 7	Warning	25.09.2016 10:...	17s
Up	Brother MFC	Check Printer	Critical	25.09.2016 10:...	22s
Up	Hoster	sectornord.de	Critical	25.09.2016 10:...	12m 25s
		snagview.de	Critical	25.09.2016 10:...	10m 33s
Up	HP OfficeJet Pro	Check Printer	Warning	25.09.2016 10:...	2m 18s
Up	sec-esx-01	ESX_ESX_HOST_STATE	Warning	25.09.2016 10:...	0s
		ESX_ESX_MEMORY	Warning	25.09.2016 10:...	2m 9s
Up	sec-fw-01	EVENTS	Unknown	25.09.2016 10:...	0s
		HEALTH	Unknown	25.09.2016 10:...	0s
Up	sec-ora-01	LOGONS_CURRENT	Warning	25.09.2016 10:...	0s
Up	sec-sw-01	EVENTS	Warning	25.09.2016 10:...	0s

Seite 1 von 1 | 8 | Zeige 1 - 36 von 36

# Servicebrowser

The screenshot displays the Servicebrowser interface. At the top, there are tabs for 'Dashboard' and 'Servicebrowser'. Below the tabs, a status bar shows 'Host: 7 (green), 0 (red), 0 (red), 0 (grey)' and 'Service: 13 (green), 5 (yellow), 1 (red), 7 (orange), 0 (grey)'. The main content area is divided into several sections:

- Hoststatus:** A table listing hosts with their status (Up) and hostnames (sec-fw-01, sec-sw-01, sec-sw-02, sec-sw-03, sec-sw-04, sec-sw-05, sec-sw-06).
- Verfügbar (Available):** A list of services including JBOSS - BASIS, LINUX - BASIS, MIDDLEWARE - BASIS, MSSQL\_SERVER, ORACLE\_SERVER, Printer, and SAP.
- Zugewiesen (Assigned):** A list of assigned services, with 'NETWORK' visible.
- Hostgruppen (Host Groups):** A sidebar menu with options for Hostgruppen, Servicegruppen, and Serviceprofil.
- Service Health:** A detailed view of service health for each host, showing icons for health, events, and status (Unknown, Warning, Critical) along with timestamps.

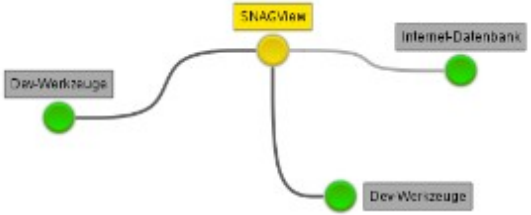
At the bottom, there is a pagination bar showing 'Seite 1 von 1' and a footer indicating 'Zeige 1 - 13 von 13'.

# DynamicMaps

**Kategorie**


- all
- Connections
- Demo Maps
- Geschäftsprozesse
- Haustechnik

**Maps**



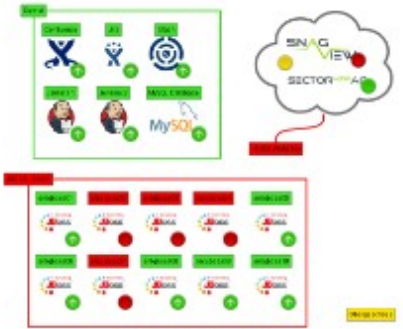
Alle Geschäftsprozesse

A diagram showing a central yellow node labeled 'SNAGView' connected to three green nodes. The top-right node is labeled 'Interne-Datenbank', and the bottom-right node is labeled 'Dev-Werkzeuge'. The left node is also labeled 'Dev-Werkzeuge'.




Connection Types

A network diagram with a central globe icon. It features two server racks connected to the globe, and several user icons connected to the server racks. There are also two small charts at the top.



Firmennetzwerk

A diagram showing a cloud labeled 'SNAG VIEW' and 'SECTION 1'. Below it is a grid of server racks, each with a red and green indicator. To the left is a group of icons representing various services like 'MySQL' and 'Web Services'.



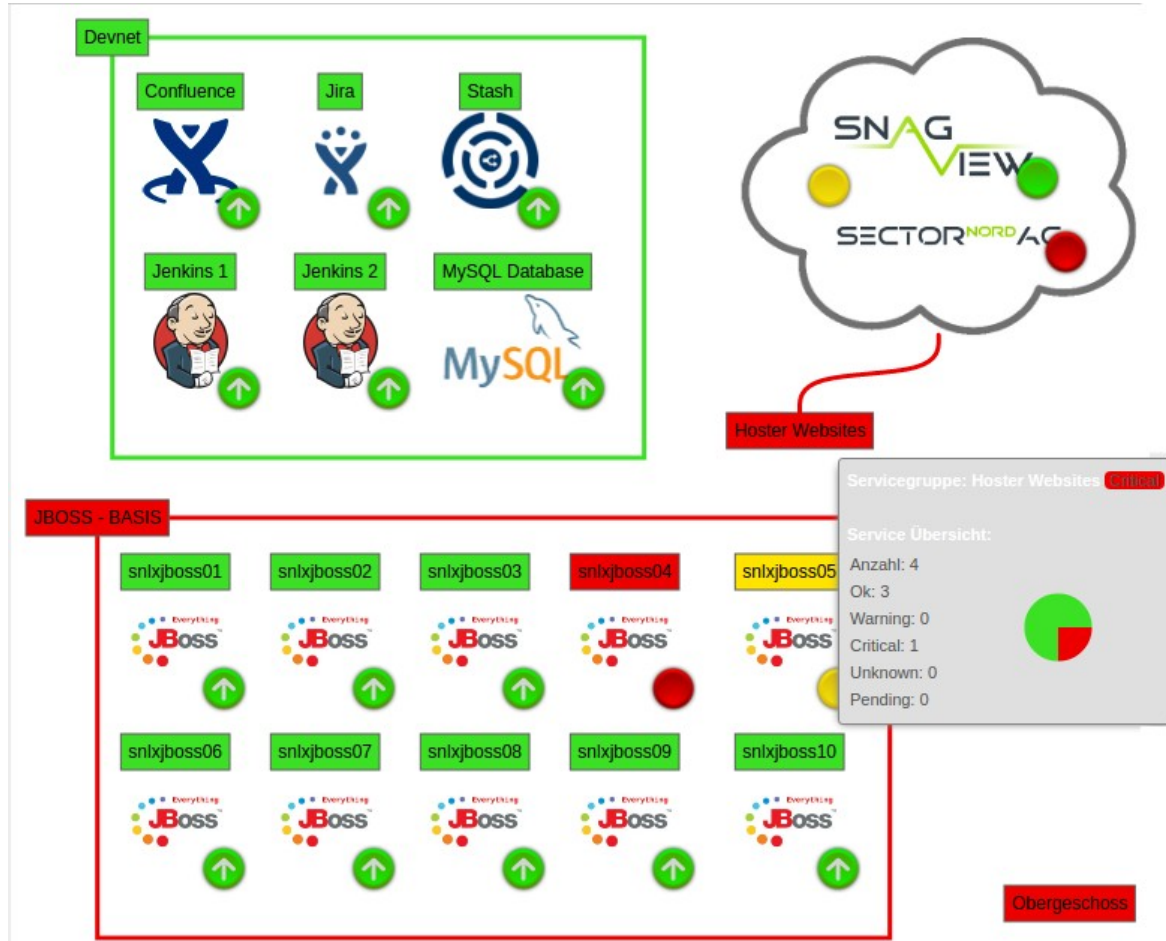
Obergeschoss

A floor plan diagram of an upper floor. It shows various rooms labeled 'Team', 'Northwest Bank', 'Island', 'Office', 'Nim 1', 'Nim 2', and 'Nim 3'. Green and yellow markers are placed throughout the plan.

↓ ↑



# DynamicMaps



# Monitoring

Servicebrowser

Host: 1 0 0 0 | Service: 7 0 0 0 0

Hoststatus	Hostname	Bezeichnung	Status	Letzter Check	Dauer	Checkversu...	Ausgabe (Service)
Up	MONITOR	___MYSQL_UPTIME	OK	27.09.2016 15:...	1m 41s	1 / 5	OK - database is up si...
		___NW_HTTP	OK	27.09.2016 15:...	6h 23m 55s	1 / 5	HTTP OK: HTTP/1.1 ...
		___NW_SSH	OK	27.09.2016 15:...	6h 24m 46s	1 / 5	SSH OK - OpenSSH_...
		___NRPE_PROCS_NAGIO:	OK	27.09.2016 15:...	1m 36s	1 / 5	PROCS OK: 4 proces...
		___NRPE_CPU	OK	27.09.2016 15:...	1d 9h 42m 51s	1 / 5	OK - load average: 0....
		__NRPE	OK	27.09.2016 15:...	1d 9h 42m 51s	1 / 5	I (0.3.9 2011-09-02) s...
		__PING	OK	27.09.2016 15:...	1d 9h 42m 51s	1 / 5	OK - sv3demo: rta 57,...

- MONITOR - \_\_\_\_\_MYSQL\_UPTIME
- MONITOR - \_\_\_\_\_NW\_HTTP
- MONITOR - \_\_\_\_\_NW\_SSH
- MONITOR - \_\_\_\_NRPE\_PROCS\_NAGIOS
- MONITOR - \_\_NRPE\_CPU
- MONITOR - \_\_NRPE
- MONITOR - \_PING



# Ausblick



